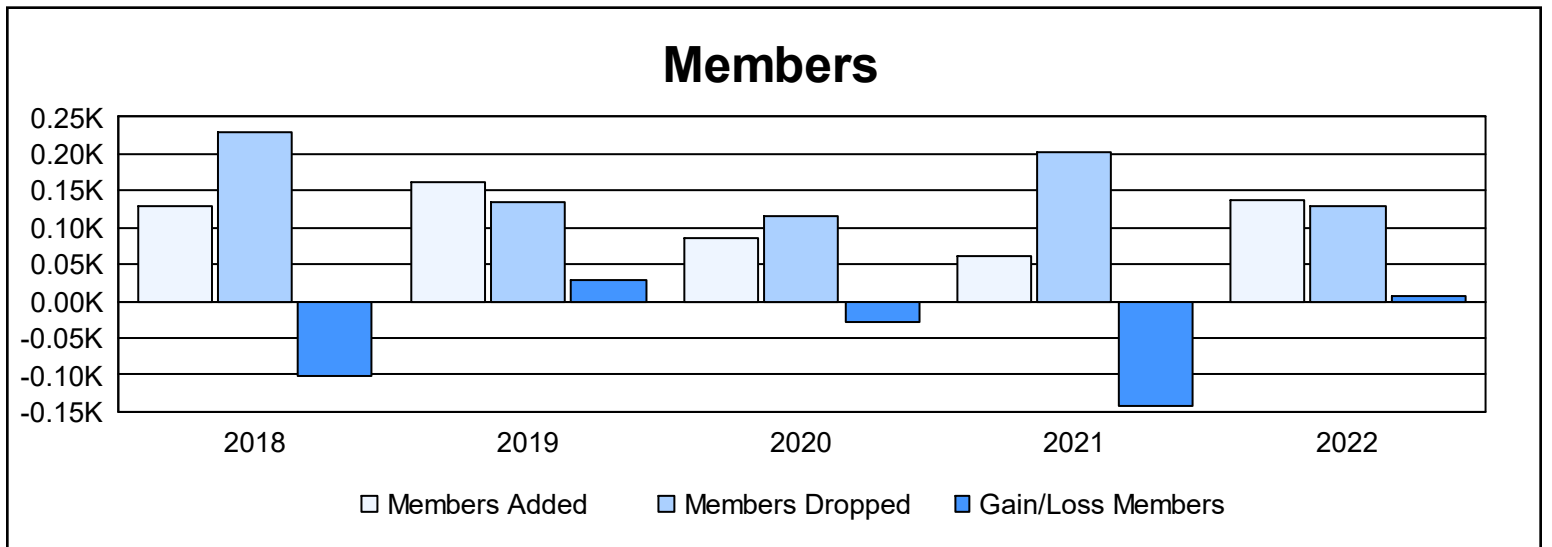
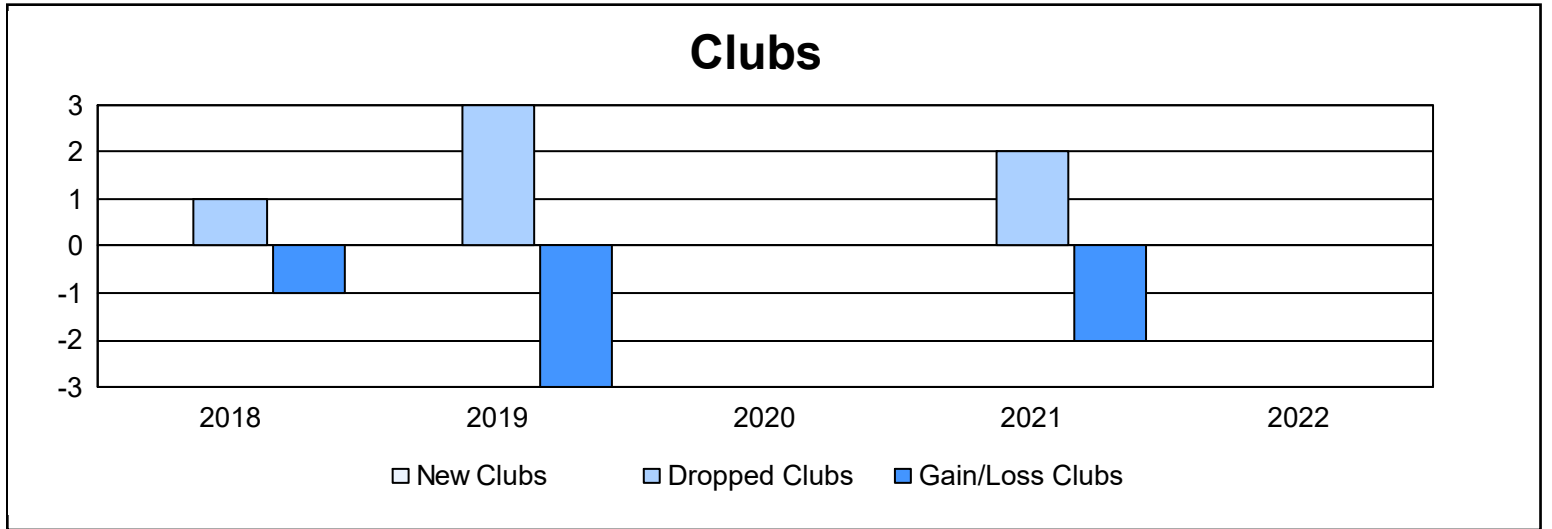
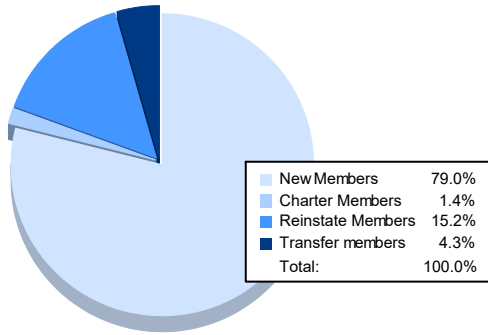


| Year | New Clubs | Dropped Clubs | Gain/ Loss Clubs | New Members | Charter Members | Reinstate Members | Transfer Members | Total Member Added | Total Members Dropped | Gain/ Loss Members |
|----------------|-----------|---------------|------------------|-------------|-----------------|-------------------|------------------|--------------------|-----------------------|--------------------|
| 2017-2018 | 0 | 1 | -1 | 99 | 2 | 18 | 9 | 128 | 230 | -102 |
| 2018-2019 | 0 | 3 | -3 | 120 | 4 | 10 | 29 | 163 | 135 | 28 |
| 2019-2020 | 0 | 0 | 0 | 73 | 1 | 9 | 4 | 87 | 116 | -29 |
| 2020-2021 | 0 | 2 | -2 | 43 | 0 | 12 | 6 | 61 | 203 | -142 |
| 2021-2022 | 0 | 0 | 0 | 109 | 2 | 21 | 6 | 138 | 130 | 8 |
| Average | 0 | 1 | -1 | 89 | 2 | 14 | 11 | 115 | 163 | -47 |



Membership Composition June 2022 Cumulative



Gender Composition June 2022 Cumulative

